

# Moving on up!

## Calder High School Transition Activity Booklet


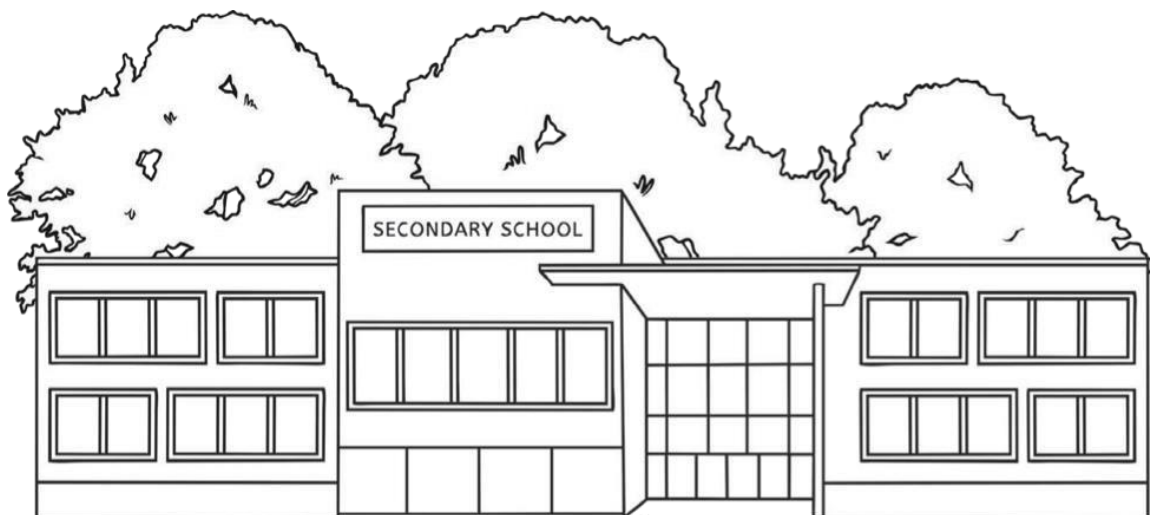
Student name: \_\_\_\_\_

Soon, you will take a big step in your educational journey when you move to Calder High School. This will be an exciting time for you, but it could also seem a little bit scary and overwhelming.

We hope that by completing this optional activity booklet over the summer holidays, you will feel more prepared for moving to High School.

Use the videos, podcast and PowerPoints on the school website in the 'transition' section to help you complete this booklet.

**If you complete these activities, give your completed booklet to your form tutor on the first day of term to get a 'Calder High ready' certificate and mystery gift!**



## **Inside this booklet**

**New subjects – page 3**

**School equipment – page 4**

**School uniform – page 5**

**School rules – page 6**

**My journey to school – page 7**

**Getting to know people – page 8**

**New destination scenarios – page 9**

**Additional notes section – page 10**

**What to do next – page 11**



# New subjects

## Task 1


Using the 6-2-7 booklet, make a list of subjects you will be studying at Calder High School. Write a description of what you think they will involve.

<b>Geography</b> – this is a study of the world we live in and includes topics about both the natural and human environment such as rivers and population

## Task 2

Now write the subjects you will study in your order of your preference, starting with the one you are looking forward to studying most.

1
2
3
4
5
6
7
8



# School equipment

When you move to Calder High School, you will need to bring the equipment you will require with you to your classes. You may choose to bring special equipment for certain subjects.

## Task 1

Using arrows, match the equipment to the subject you think you might need it for. For some subjects, you might need to bring more than one piece equipment and for others, you might not need any.

- Scientific calculator
- Apron
- Language dictionarythesaurus
- Set square
- Bag of ingredients
- Colouring pencils
- Art folder
- Trainers

- English
- Maths
- Spanish
- Food Technology
- Art
- PE
- Music

## Task 2

Now imagine you have the following subjects tomorrow: Maths, Food Technology, PE and Art. Write a list of the equipment you will need to put into your school bag to be prepared for them.


.....

.....

.....

.....

.....



# New School Uniform

Create a detailed and annotated (labelled) drawing of the school's uniform in this box.

Think about the following and complete the sentences as fully as you can.

Secondary schools require their students to wear uniforms because:

A uniform has many benefits, such as:

Uniforms can also have disadvantages, such as:

When uniforms are being created, designers should think about:

In this bubble, write some things that are not allowed as part of school uniform.



# School rules

All schools need rules. Calder High will be no different. There are many different rules which apply to various areas of school life. Look at the 6-2-7 booklet where it talks about the 'Non-Negotiables'. Use this to help you answer the questions below.

List 3 non-negotiables and write why you think they're important


1. ....  
.....  
.....
2. ....  
.....  
.....
3. ....  
.....  
.....

Now think about the following and finish the sentences as fully as you can.

All schools need rules because:

When people break the school rules there are usually consequences, such as:

When people break the school rules, it is a good idea for them to:



# My Journey to School

Now try to complete the travel survey for how you will make the journey to and from school. You may want to ask your parent or carer for help.

My school day will start at \_\_\_\_\_.

I will have to leave my home at \_\_\_\_\_ to get to school on time.

My school day will finish at \_\_\_\_\_.

I will travel by \_\_\_\_\_ to get to school.

I will travel by \_\_\_\_\_ to get home from school.

It will take me \_\_\_\_\_ minutes to reach my home.



Here is a sketch map I have drawn of the route I will take to and from school:



# Getting to know people

When you move to Calder High School, you will meet lots of new people. Other people from your primary school may or may not be going to the same school as you. They may or may not be in the same classes as you. It will be really important that you are able to get to know new people. The most important thing to remember is that most other year 7s will be feeling just as nervous and 'new' as you will be.

Think about the following sentences and complete them as fully as you can.

1. It is important to try to get along with new people I meet because:
2. I will try to get to know new friends by:
3. Here is an example of something people might do which would stop them from making new friends





# New Destination Scenarios

Think about the following scenarios. Use the space beneath each one to explain what you would do.

1. You are in your second week at Calder High and you cannot find the classroom where your history lesson is about to start. What do you do?

---

---

2. A girl in your maths class has recently started being very rude to you when the teacher is working with other pupils. Yesterday she threatened to take your work sheet. She is making you very nervous and other people in the class seem to be finding what she is doing funny. What should you do?

---

---

3. You stayed up late last night completing your English homework. When it is time to hand it in at the end of the English class, you suddenly remember that you left it on your desk at home. What do you do?

---

---

4. When you arrive in school on Tuesday morning, you realise that you have forgotten to bring your P.E kit. What do you do?

---

---



**Additional notes:**

.....

.....

.....

.....

.....

.....

.....

.....

.....

.....

.....

.....

.....

.....

.....


.....


.....

.....

.....

.....





Well done for completing this activity booklet!

You are on your way to being very prepared for life at Calder High!

Don't forget to give your completed booklet to your form tutor on the first day of term to get a 'Calder High ready' certificate and mystery gift!

We can't wait to see you in September!

